

RG-RAP2260

Wi-Fi 6 AX3000 High Performance Multi-G Ceiling Access Point

DATASHEET



Highlights

- Build ultra-high performance Wi-Fi with 2.97Gbps throughput.
- Client connections over 500, higher practical performance as well.
- Boost Internet speed with 2.5Gbps uplink for the future.
- Easily install extra AP with Reyee Mesh technology.
- Support standalone captive portal, easy to enable Wi-Fi authentication.

Highlight Features

Build Faster Wi-Fi Network for The Future

Interface Installation



WIFI 6 AX3000 Wi-Fi 6

2.5Gbps Wired Uplink

Reyee Mesh Technology

Standalone Authentication

Free Cloud Management

This image shows a top-down view of a white, square-shaped mesh node. The node has a central square cutout with the 'Ruijie Reyee' logo. Below the logo, it says 'WIFI 6 AX3000'. The node is set against a background of a modern, brightly lit interior with white walls and dark trim.

Build Faster Wi-Fi Network for The Future

Interface Installation



WIFI 6 AX3000 Wi-Fi 6

2.5Gbps Wired Uplink

Reyee Mesh Technology

Standalone Authentication

Free Cloud Management

This image shows a side view of the same white mesh node. The top surface is visible, showing the 'WIFI 6 AX3000' branding. The node is positioned on a white surface, and the background is a clean, white wall.

Better Multi-User Experience in High-Density Scenarios

Performance upgraded, support client connections over 500.



Users 500

MU-MIMO

2.4G 5G


WIFI 6 AX3000

This image features a 3D rendering of the mesh node in a dark, high-density environment. The node is white and sits on a dark surface. It is surrounded by numerous small, glowing blue human figures, representing a large number of users. The text 'Users 500' is prominently displayed in large, glowing blue numbers. To the right of the node, the text 'MU-MIMO' is written vertically. At the bottom, there are two glowing blue rectangular blocks labeled '2.4G' and '5G'. The overall scene is lit with a cool blue light, creating a futuristic and high-tech atmosphere.

Highlight Features


Boost Your Internet Speed with 2.5Gbps Uplink

Build network for future, protect your investments.



Easily Install Extra AP with Reyee Mesh


Less wiring, more relaxing.



Highlight Features

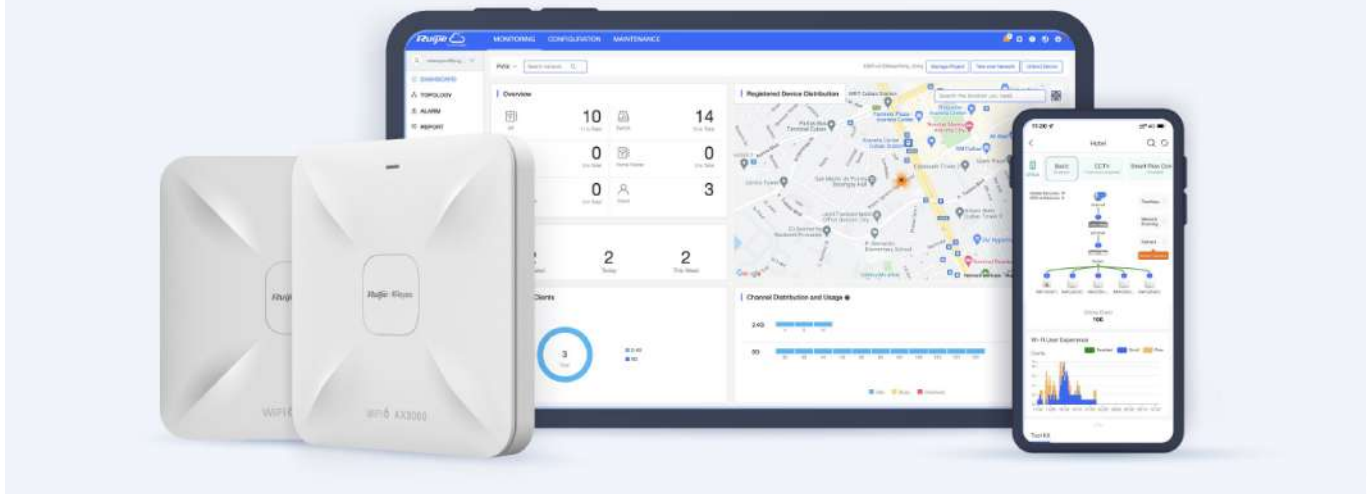
More Flexiable Wi-Fi Authentication

Support standalone captive portal, easy to enable Wi-Fi authentication based on Ruijie Cloud only.*



Cloud, Make Your Business Easy

- Self-organizing network
- Centralized network management
- Scenario based configuration
- Cloud portal authentication
- Remote monitoring and maintenance



Specifications

Basic Feature

Wi-Fi Standards	Wi-Fi 6 (IEEE 802.11ax) Wi-Fi 5 (IEEE 802.11ac Wave 2) Wi-Fi 4 (IEEE 802.11n) IEEE 802.11a IEEE 802.11b/g
MIMO	2.4GHz, 2x2, MU-MIMO 5GHz, 2x2, MU-MIMO
Max. Wi-Fi Speed	2.4GHz: 574Mbps 5GHz: 2402Mbps
Antenna	5
Antenna Type	Built-In Omnidirectional
Antenna Gain	2.4 GHz: 3 dBi 5 GHz: 3 dBi
Transmit Power	Frequency bands using and the max EIRP: Note: Country specific restrictions apply European Union & United Kingdom 2400-2483.5 MHz, EIRP ≤ 20 dBm 5150-5350 MHz, EIRP ≤ 23 dBm 5470-5725 MHz, EIRP ≤ 30 dBm United States: 2400-2483.5 MHz, max output power ≤ 30dBm & EIRP ≤ 36 dBm 5150-5250 MHz, max output power ≤ 30dBm & EIRP ≤ 36 dBm 5250-5350 MHz, max output power < 24dBm & EIRP ≤ 30 dBm 5470-5725 MHz, max output power < 24dBm & EIRP ≤ 30 dBm 5725-5825 MHz, max output power ≤ 30dBm & EIRP ≤ 36 dBm Myanmar : 2400-2483.5 MHz, EIRP ≤ 23 dBm 5725-5825 MHz, EIRP ≤ 30 dBm Thailand: 2400-2483.5 MHz, EIRP ≤ 20 dBm 5150-5350 MHz, EIRP ≤ 23 dBm 5470-5725 MHz, EIRP ≤ 30 dBm 5725-5825 MHz, EIRP ≤ 30 dBm Indonesia: 2400-2483.5 MHz, EIRP ≤ 27 dBm 5150-5350 MHz, EIRP ≤ 23 dBm 5725-5825 MHz, EIRP ≤ 23 dBm Egypt: 2400-2483.5 MHz, EIRP ≤ 20 dBm 5150-5350 MHz, EIRP ≤ 23 dBm

Specifications

Basic Feature

Fixed Ports	1 x 100/1000/2500 Base-T port 1 x 10/100/1000 Base-T port 1 x DC port 1 x Reset button
Max. Clients	512
Recommended Clients	110
Max. SSIDs	8
Recommended Wi-Fi Coverage Radius	2.4GHz: 40 meters 5GHz: 70 meters The Wi-Fi coverage is related to the installation environment of the access point.
Max. Wi-Fi Coverage Radius	150 meters
Operation Frequency Bands	802.11b/g/n/ax: 2.400 GHz to 2.4835 GHz 802.11a/n/ac/ax: 5.150 GHz to 5.350 GHz, 5.470 GHz to 5.725 GHz , 5.725 GHz to 5.850 GHz country-specific restrictions apply Egypt: 802.11b/g/n: 2.4 GHz ~ 2.4835 GHz 802.11a/n/ac: 5.150 GHz ~ 5.350 GHz

Software Feature

WLAN Basic Features

Power Adjustment	✓
Frequency Bandwidth	2.4 GHz: Auto/20/40 MHz 5 GHz: Auto/20/40/80/160 MHz
Roaming	Layer 2 roaming Layer 3 roaming 802.11k/v/r
OFDMA	✓
Beamforming	✓
WMM	✓
Radar Signal Detection and Frequency Hopping (DFS)	✓
WLAN Security	
Max Wi-Fi Password Length	16 Digits

Specifications

Software Feature	
Security Mode	WPA-PSK, WPA2-PSK, WPA/WPA2-PSK
Blacklist and Whitelist	✓
Enhanced User Experience	
Wi-Fi Optimization	✓
STA Limit	✓
Removing Low-RSSI STAs	✓
Adjusting Sending Rate of Beacon and Probe Response	✓
Syslog Recording Why Users Lose Connection	✓
Auto Channel and Power Adjustment on Cloud	✓
RSSI Threshold for STA Access	✓
Load Balancing	✓
Networks	
Network Access Mode	PPPoE Client DHCP Client Static IP
VLAN	✓
DHCP Server	✓
System	
Cloud Management	✓
APP Management	✓
APP Upgrade	✓
APP Restart	✓
Scheduled Restart	✓

Specifications

System

Default Access/Password	10.44.77.254 The factory status password: admin
Local Upgrade	✓
Online Upgrade	✓
Dual-bin Backup	✓
Factory Reset	✓
Language	Chinese English
System Log	✓
Diagnostics	✓
Network Check	✓

Physical

LED Indicator	1 × System LED indicator
Buttons	1 × Reset button
Dimensions (W × D × H)	194 mm x 194 mm x 45.1 mm (Without Mounting Bracket)
Weight	≤ 0.65 kg (Without Mounting Bracket)
DC Port Dimensions	Outer Diameter: 5.5 mm Inner Diameter: 2.1 mm Length: 10 mm
Installation	Ceiling-Mountable
Mounting Bracket Dimensions (W × D × H)	88 mm x 82 mm x 7.8 mm
Mounting Hole Pattern	53 mm
Mounting Hole Diameter	6.5 mm
Pole Diameter	NA
Power Supplies	IEEE 802.3at PoE DC 12V/2A
Power Consumption	≤ 18W
PoE Power Budget	NA

Specifications

Physical

Environmental

Operating Temperature

0°C to 40°C

Storage Temperature

-40°C to 70°C

Operating Humidity

5% to 95% Noncondensing

Storage Humidity

5% to 95% Noncondensing

IP(Ingress Protection)

NA

Port Surge

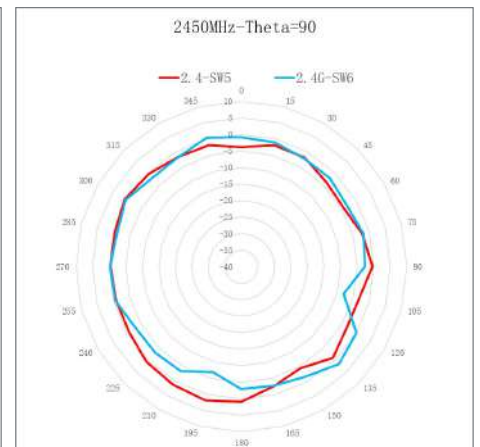
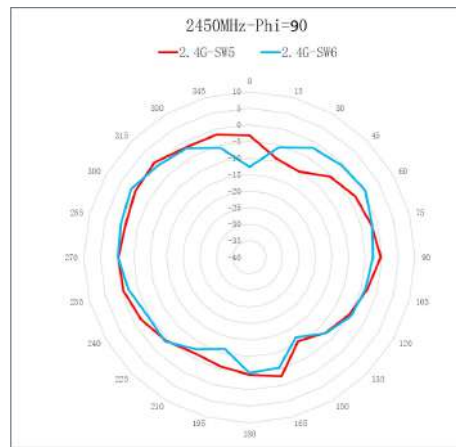
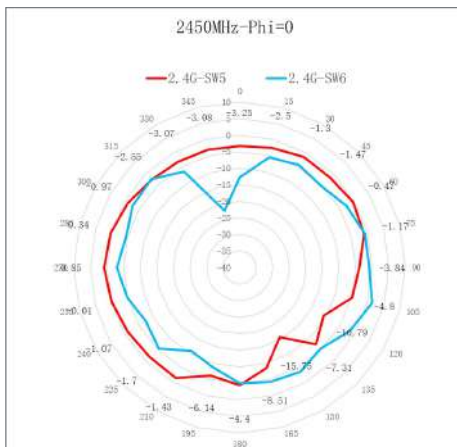
4kV

MTBF

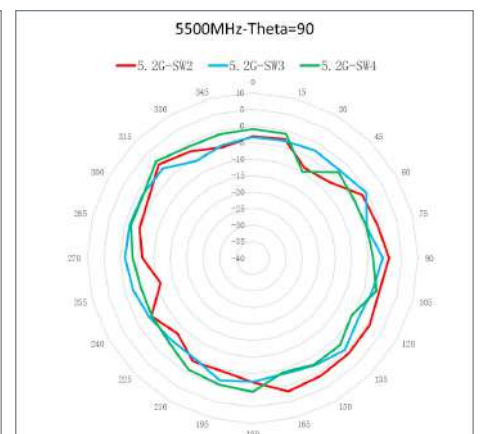
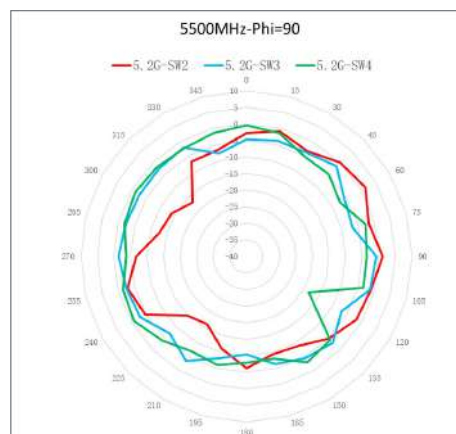
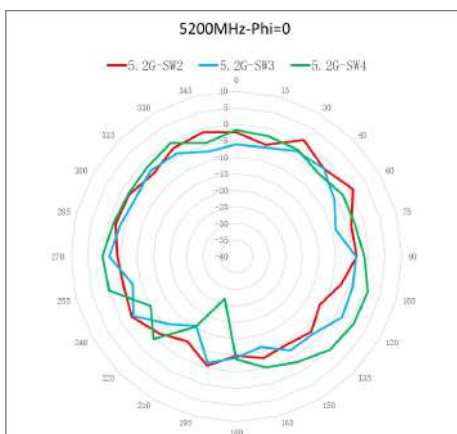
>400000H

Antenna Schematic

2.4GHz



5GHz



Package Contents

Package Information	RG-RAP2260
Access Point	1
User Manual	1
Phillips Pan Head Screw	2
Wall Anchor	2
Mounting Bracket	1
Warranty Card	1
Alignment Sticker	1
Package Weight	0.85 kg
Package Dimension (W x D x H)	222 mm x 220 mm x 68 mm

Ruijie | Rcycc

 **Redefine your easy network**

Copyright ©2000-2023 Ruijie Networks Co., Ltd. All rights reserved.

No part of this document may be reproduced or transmitted in any form or any means without prior written consent of Ruijie Networks Co., Ltd.

Notice

This content is applicable only to regions outside the China mainland. Ruijie Networks Co., Ltd. reserves the right to interpret this content.

The information contained herein is subject to change without notice. Nothing herein should be construed as constituting an additional warranty. Ruijie Networks Co., Ltd. shall not be liable for technical or editorial errors or omissions contained herein.



Ruijie Networks Co., Ltd.
Building 19, Juyuanzhou Industrial Park, No.618 Jinshan
Road, Cangshan District, Fuzhou, Fujian, China
Website: <https://www.ruijienetworks.com>